

Welspun India

Strong operating show

Healthy sales growth on higher volume

Welspun India (WLSI IN) reported sales growth of 10.7% in Q3FY16, driven by volume growth of 7%, with a flat realization and currency benefit of 3%. Domestic sales (5% of consolidated revenue) grew by 90% YoY in Q3 and 52% YoY in 9MFY16. Sales from innovative products rose from 31% in FY15 to 34% in Q3 and branded sales improved from 11% in FY15 to 12% in Q3. Benefits of capacity expansion in bed linen and terry towels are likely to flow in from Q4. Bed linen capacity expansion from 60mn meters to 72mn meters took place in Q3. The terry towels segment will see incremental capacity of 10mn tonnes, up 20%, in Q4FY16. India's share in US exports of terry towels jumped from 36.5% in 2014 to 38.3% in YTD November 2015 and in the bed linen segment rose from ~47% in 2014 to 48.3% in YTD November 2015. Management guided sales growth of 13% in FY16 and 13-17% for the next 2-3 years.

Benefit of backward integration & better product mix drive OPM

Gross margin expanded by 1,083bp to 63.8% on benefits of backward integration, currency benefit and a change in product mix. However, higher other expenses, due to a rise in advertisement cost, and a hike in employee cost offset margin expansion by 161bp to 26.9%. Interest cost declined ~27% YoY to INR 592mn based on 1) the fall in the base rate, 2) the benefits under Gujarat's textiles policy & the interest equalization scheme under the Central government (3% benefit on working capital from banks), and 4) VAT benefits by Gujarat state. Management revised its EBITDA margin guidance from 22% to 23-24% for the long term.

Valuation – reiterate Buy with a new target price of INR 1,317

We believe Welspun is slated for a re-rating on 1) sustainability of 20%+ earnings CAGR over FY15-18E, 2) high ROE, 3) a new dividend policy with a 25% payout, 4) free cashflow generation of INR 9bn over FY16-17E, and 5) a likely fall in the net D-E ratio from 1.9x FY15 to 1.1x FY17E despite capex of INR 13bn over FY16-17E. We expect a revenue CAGR of ~15% over FY15-18E on healthy sales volume growth across terry towels, bed linen and rugs. We reiterate **Buy** and raise our TP to INR 1,317 from INR 1,127 after rolling over to FY18E. Our new TP is an average of 13x (from 14x) FY18E P/E & 7x (from 8x) FY18E EV/EBITDA.

Rating: Buy

Target Price: INR 1,317

Upside: 53%

CMP: INR 863 (as on 2 February 2016)

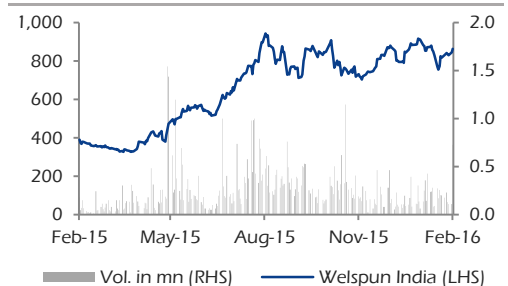
Key data

Bloomberg /Reuters Code	WLSI IN/WLSP.BO
Current /Dil. Shares O/S (mn)	100/100
Mkt Cap (INR bn/USD mn)	87/1,275
Daily Vol. (3M NSE Avg.)	154,021
Face Value (INR)	10

1 USD = INR 68.0

Note: *as on 2 February 2016; Source: Bloomberg

Price & Volume



Source: Bloomberg

Share holding (%)	Q3FY15	Q4FY15	Q1FY16	Q2FY16
Promoter	73.3	73.5	73.5	73.5
Institutional Investors	7.8	8.5	10.8	11.8
Other Investors	8.5	7.5	6.3	6.7
General Public	10.4	10.6	9.3	8.1

Source: BSE

Price performance (%)	3M	6M	12M
Sensex	(7.6)	(12.7)	(15.7)
Welspun India	18.0	(3.8)	121.3
Trident	17.9	38.0	109.2

Source: Bloomberg

Y/E March (INR mn)	Q3FY16	Q2FY16	Q3FY15	QoQ (%)	YoY(%)	Q3FY16E	Variance (%)
Net Sales	14,904	14,723	13,459	1.2	10.7	14,805	0.7
Operating Expenses	10,898	10,980	10,059	(0.7)	8.3	10,983	(0.8)
% of Sales	73	75	75	(146)bps	(161)bps	74	(106)bps
EBITDA	4,006	3,743	3,400	7.0	17.8	3,823	4.8
EBITDA Margins (%)	26.9	25.4	25.3	146bps	161bps	25.8	106bps
Other Income (Net)	172	197	147	(12.7)	17.3	150	14.7
Interest	592	515	816	15.1	(27.4)	450	31.6
Depreciation	997	918	918	8.7	8.7	1,000	(0.3)
PBT	2,588	2,508	1,813	3.2	42.8	2,523	2.6
PBT & after extra ordinary items	2,588	2,508	1,813	3.2	42.8	2,523	2.6
Tax	814	747	369	9.0	120.5	757	7.5
Effective Tax Rate (%)	31.4	29.8	20.3	166bps	1,108bps	30.0	143bps
Less: Minority Interest	33.8	37.6	8.4			9.2	
Adjusted PAT	1,741	1,724	1,436	1.0	21.3	1,757	(0.9)
NPM (%)	11.7	11.7	10.7	(3)bps	101bps	11.9	(19)bps
Reported PAT	1,741	1,724	1,436	1.0	21.3	1,757	(0.9)

Key Financials

YE	Rev	YoY	EBITDA	EBITDA	Adj PAT	YoY	Fully DEPS	RoE	RoCE	P/E	EV/EBITDA
March	(INR mn)	(%)	(INR mn)	margin (%)	(INR mn)	(%)	(INR)	(%)	(%)	(x)	(x)
FY15	53,025	18.0	12,742	24.0	5,398	486.3	53.7	42.5	23.5	16.1	8.9
FY16E	59,732	12.6	15,676	26.2	7,078	31.1	70.5	42.1	25.3	12.2	7.4
FY17E	70,079	17.3	18,208	26.0	8,299	17.3	82.6	37.3	25.4	10.4	6.2
FY18E	81,145	15.8	21,109	26.0	10,497	26.5	104.5	36.3	28.6	8.3	5.1

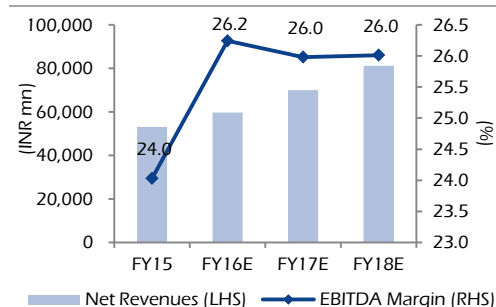
Note: pricing as on 2 February 2016; Source: Company, Elara Securities Estimate

Consolidated Financials (YE March)

Income Statement (INR mn)	FY15	FY16E	FY17E	FY18E
Net Revenues	53,025	59,732	70,079	81,145
EBITDA	12,742	15,676	18,208	21,109
Add:- Non operating Income	949	937	937	937
OPBIDTA	13,691	16,613	19,145	22,046
Less :- Depreciation & Amortization	3,329	3,789	4,652	4,892
EBIT	10,362	12,824	14,494	17,154
Less:- Interest Expenses	2,829	2,302	2,088	1,507
PBT	7,533	10,522	12,405	15,647
Less :- Taxes	2,090	3,314	3,970	5,007
Add/(Less): - Extra-ordinaries	-	-	-	-
Add: Share of Loss in Associate	-	-	-	-
Less: Minority Interest	45	130	137	143
Reported PAT	5,398	7,078	8,299	10,497
Adjusted PAT	5,398	7,078	8,299	10,497
Balance Sheet (INR mn)	FY15	FY16E	FY17E	FY18E
Share Capital	1,005	1,005	1,005	1,005
Reserves	13,314	18,321	24,193	31,620
Borrowings	30,851	34,626	32,659	26,561
Minority Interest	378	508	645	788
Deferred Tax (Net)	641	641	641	641
Total Liabilities	46,188	55,101	59,142	60,614
Gross Block	43,148	53,148	58,148	61,148
Less:- Accumulated Depreciation	18,663	22,453	27,105	31,996
Net Block	24,485	30,696	31,044	29,152
Add:- Capital work in progress	1,564	2,000	400	400
Goodwill on Acquisition	1,785	1,785	1,785	1,785
Investments	1,420	1,420	2,420	2,920
Cash & bank balances	3,252	3,915	4,330	4,118
Net Working Capital	13,682	15,285	19,163	22,239
Other Assets	-	-	-	-
Total Assets	46,188	55,101	59,142	60,614
Cash Flow Statement (INR mn)	FY15	FY16E	FY17E	FY18E
Cash profit adjusted for non cash items	11,642	13,299	15,176	17,039
Add/Less : Working Capital Changes	(2,399)	(1,603)	(3,878)	(3,076)
Operating Cash Flow	9,243	11,696	11,297	13,963
Less:- Capex	(5,767)	(10,436)	(3,400)	(3,000)
Free Cash Flow	3,476	1,260	7,897	10,963
Financing Cash Flow	(3,102)	(597)	(6,483)	(10,675)
Investing Cash Flow	(304)	-	(1,000)	(500)
Net change in Cash	71	663	415	(212)
Ratio Analysis	FY15	FY16E	FY17E	FY18E
Income Statement Ratios (%)				
Revenue Growth	18.0	12.6	17.3	15.8
EBITDA Growth	38.3	23.0	16.2	15.9
PAT Growth	28.7	31.1	17.3	26.5
EBITDA Margin	24.0	26.2	26.0	26.0
Net Margin	10.2	11.8	11.8	12.9
Return & Liquidity Ratios (%)				
Net Debt/Equity (x)	1.9	1.6	1.1	0.7
ROE (%)	42.5	42.1	37.3	36.3
ROCE (%)	23.5	25.3	25.4	28.6
Per Share data & Valuation Ratios				
Diluted EPS (INR)	53.7	70.5	82.6	104.5
EPS Growth (%)	28.7	31.1	17.3	26.5
DPS (INR)	10.5	17.6	20.7	26.1
P/E (x)	16.1	12.2	10.4	8.3
EV/EBITDA (x)	8.9	7.4	6.2	5.1
EV/Sales (x)	2.1	2.0	1.6	1.3
Price/Book (x)	6.1	4.5	3.4	2.7
Dividend Yield (%)	1.2	2.0	2.4	3.0

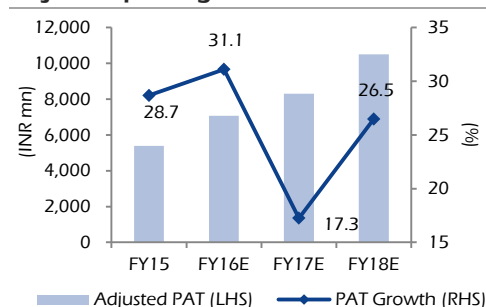
Note: pricing as on 2 February 2016; Source: Company, Elara Securities Estimate

Revenue & margin growth trend



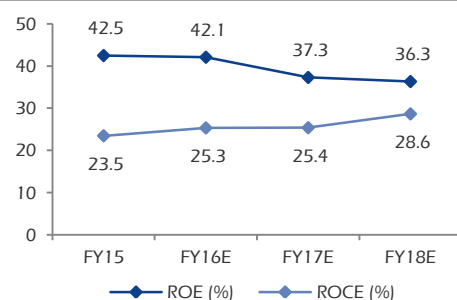
Source: Company, Elara Securities Research

Adjusted profit growth trend



Source: Company, Elara Securities Research

Return ratios



Source: Company, Elara Securities Research

Exhibit 1: Valuation

	FY18E
PE-based	
EPS (INR)	104.5
Target PE (x)	13.0
Target price (INR)	1,358
Weightage (%)	50.0
EV/EBITDA-based	
EBITDA (INR mn)	21,109
Target EV/EBITDA (x)	7.0
Target EV (INR mn)	147,763
Target market cap (INR mn)	128,226
Target price (INR)	1,276
Weightage (%)	50.0
Weighted target price (INR)	1,317
Upside (%)	53

Source: Elara Securities Estimate

Exhibit 2: Key ratios (% of net sales)

Y/E March	Q3FY16	Q3FY15	YoY bps chg	Q2FY16	QoQ bps chg	Q3FY16E	bps variance
Raw Material Consumed	36.2	47.0	(1,083)bps	44.9	(876)bps	47.2	(1,102)bps
Employee Expenses	9.5	8.4	112bps	9.0	54bps	9.0	54bps
Other Expenses	19.8	17.3	248bps	18.7	106bps	18.0	181bps
Effective Tax rate	31.4	20.3	1,108bps	29.8	166bps	30.0	143bps
Gross Margin	63.8	53.0	1,083bps	55.1	876bps	52.8	1,102bps
EBITDA Margin	26.9	25.3	161bps	25.4	146bps	25.8	106bps
NPM	11.7	10.7	101bps	11.7	(3)bps	11.9	(19)bps

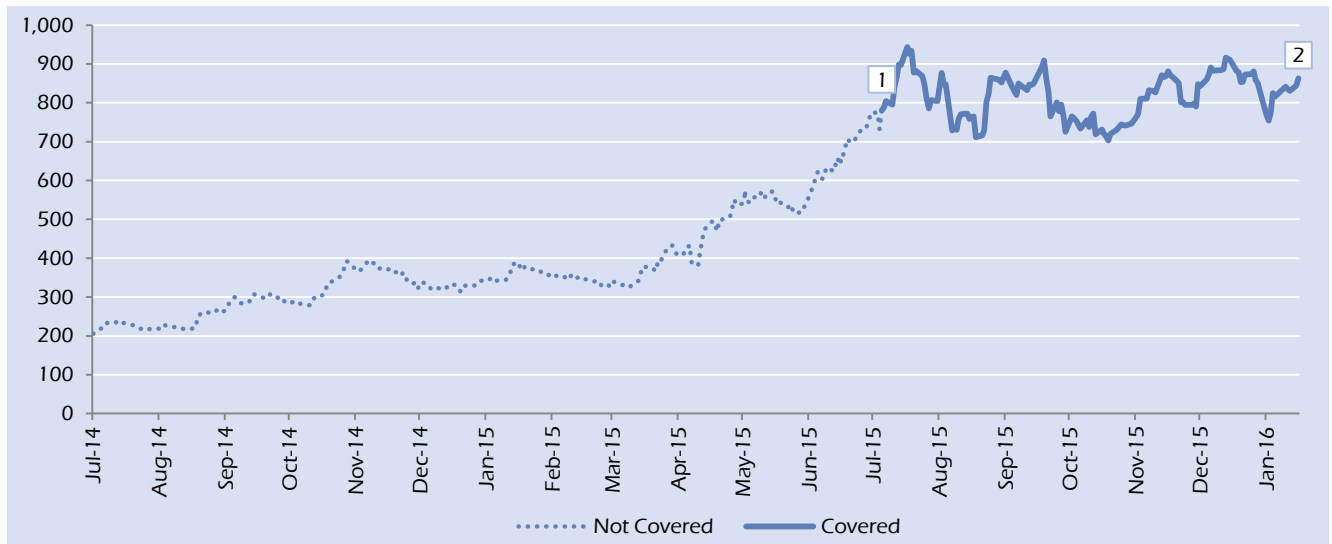
Source: Company, Elara Securities Estimate

Exhibit 3: Change in estimates

(INR mn)	Old Estimates			New Estimates			% Change		
	FY16E	FY17E	FY18E	FY16E	FY17E	FY18E	FY16E	FY17E	FY18E
Net Sales	60,205	71,287	83,127	59,732	70,079	81,145	(0.8)	(1.7)	(2.4)
EBITDA	14,645	17,530	20,607	15,676	18,208	21,109	7.0	3.9	2.4
Adjusted PAT	6,100	8,064	10,505	7,078	8,299	10,497	16.0	2.9	(0.1)
Target price (INR)		1,127				1,317			16.9

Source: Elara Securities Estimate

Coverage History



	Date	Rating	Target Price	Closing Price
1	22-Jul-2015	Buy	INR 1,127	INR 780
2	2-Jan-2016	Buy	INR 1,317	INR 863

Guide to Research Rating

BUY	Absolute Return >+20%
ACCUMULATE	Absolute Return +5% to +20%
REDUCE	Absolute Return -5% to +5%
SELL	Absolute Return < -5%

Disclosures & Confidentiality for non U.S. Investors

The Note is based on our estimates and is being provided to you (herein referred to as the "Recipient") only for information purposes. The sole purpose of this Note is to provide preliminary information on the business activities of the company and the projected financial statements in order to assist the recipient in understanding / evaluating the Proposal. Nothing in this document should be construed as an advice to buy or sell or solicitation to buy or sell the securities of companies referred to in this document. Each recipient of this document should make such investigations as it deems necessary to arrive at an independent evaluation of an investment in the securities of companies referred to in this document (including the merits and risks involved) and should consult its own advisors to determine the merits and risks of such an investment. Nevertheless, Elara Securities (India) Private Limited or any of its affiliates is committed to provide independent and transparent recommendation to its client and would be happy to provide any information in response to specific client queries. Elara Securities (India) Private Limited or any of its affiliates have not independently verified all the information given in this Note and expressly disclaim all liability for any errors and/or omissions, representations or warranties, expressed or implied as contained in this Note. The user assumes the entire risk of any use made of this information. Elara Securities (India) Private Limited or any of its affiliates, their directors and the employees may from time to time, effect or have effected an own account transaction in or deal as principal or agent in or for the securities mentioned in this document. They may perform or seek to perform investment banking or other services for or solicit investment banking or other business from any company referred to in this Note. Each of these entities functions as a separate, distinct and independent of each other. This Note is strictly confidential and is being furnished to you solely for your information. This Note should not be reproduced or redistributed or passed on directly or indirectly in any form to any other person or published, copied, in whole or in part, for any purpose. This Note is not directed or intended for distribution to, or use by, any person or entity who is a citizen or resident of or located in any locality, state, country or other jurisdiction, where such distribution, publication, availability or use would be contrary to law, regulation or which would subject Elara Securities (India) Private Limited or any of its affiliates to any registration or licensing requirements within such jurisdiction. The distribution of this document in certain jurisdictions may be restricted by law, and persons in whose possession this document comes, should inform themselves about and observe, any such restrictions. Upon request, the Recipient will promptly return all material received from the company and/or the Advisors without retaining any copies thereof. The Information given in this document is as of the date of this report and there can be no assurance that future results or events will be consistent with this information. This Information is subject to change without any prior notice. Elara Securities (India) Private Limited or any of its affiliates reserves the right to make modifications and alterations to this statement as may be required from time to time. However, Elara Securities (India) Private Limited is under no obligation to update or keep the information current. Neither Elara Securities (India) Private Limited nor any of its affiliates, group companies, directors, employees, agents or representatives shall be liable for any damages whether direct, indirect, special or consequential including lost revenue or lost profits that may arise from or in connection with the use of the information. This Note should not be deemed an indication of the state of affairs of the company nor shall it constitute an indication that there has been no change in the business or state of affairs of the company since the date of publication of this Note. The disclosures of interest statements incorporated in this document are provided solely to enhance the transparency and should not be treated as endorsement of the views expressed in the report. Elara Securities (India) Private Limited generally prohibits its analysts, persons reporting to analysts and their family members from maintaining a financial interest in the securities or derivatives of any companies that the analysts cover. The analyst for this report certifies that all of the views expressed in this report accurately reflect his or her personal views about the subject company or companies and its or their securities, and no part of his or her compensation was, is or will be, directly or indirectly related to specific recommendations or views expressed in this report.

Any clarifications / queries on the proposal as well as any future communication regarding the proposal should be addressed to Elara Securities (India) Private Limited.

Elara Securities (India) Private Limited was incorporated in July 2007 as a subsidiary of Elara Capital (India) Private Limited.

Elara Securities (India) Private Limited is a SEBI registered Stock Broker in the Capital Market and Futures & Options Segments of National Stock Exchange of India Limited (NSE) and in the Capital Market Segment of BSE Limited (BSE).

Elara Securities (India) Private Limited's business, amongst other things, is to undertake all associated activities relating to its broking business.

The activities of Elara Securities (India) Private Limited were neither suspended nor has it defaulted with any stock exchange authority with whom it is registered in last five years. However, during the routine course of inspection and based on observations, the exchanges have issued advise letters or levied minor penalties on Elara Securities (India) Private Limited for minor operational deviations in certain cases. Elara Securities (India) Private Limited has not been debarred from doing business by any Stock Exchange / SEBI or any other authorities; nor has the certificate of registration been cancelled by SEBI at any point of time.

Elara Securities (India) Private Limited offers research services primarily to institutional investors and their employees, directors, fund managers, advisors who are registered or proposed to be registered.

Details of Associates of Elara Securities (India) Private Limited are available on group company website www.elaracapital.com

Elara Securities (India) Private Limited is maintaining arms-length relationship with its associate entities.

Research Analyst or his/her relative(s) may have financial interest in the subject company. Elara Securities (India) Private Limited does not have any financial interest in the subject company, whereas its associate entities may have financial interest. Research Analyst or his/her relative does not have actual/beneficial ownership of 1% or more securities of the subject company at the end of the month immediately preceding the date of publication of Research Report. Elara Securities (India) Private Limited does not have actual/beneficial ownership of 1% or more securities of the subject company at the end of the month immediately preceding the date of publication of Research Report. Associate entities of Elara Securities (India) Private Limited may have actual/beneficial ownership of 1% or more securities of the subject company at the end of the month immediately preceding the date of publication of Research Report. Research Analyst or his/her relative or Elara Securities (India) Private Limited or its associate entities does not have any other material conflict of interest at the time of publication of the Research Report. Research Analyst or his/her relative(s) has not served as an officer, director or employee of the subject company.

Research analyst or Elara Securities (India) Private Limited or its associate entities have not received any compensation from the subject company in the past twelve months. Research analyst or Elara Securities (India) Private Limited or its associate entities have not managed or co-managed public offering of securities for the subject company in the past twelve months. Research analyst or Elara Securities (India) Private Limited or its associate entities have not received any compensation for investment banking or merchant banking or brokerage services from the subject company in the past twelve months. Research analyst or Elara Securities (India) Private Limited or its associate entities may have received any compensation for products or services other than investment banking or merchant banking or brokerage services from the subject company or third party in connection with the Research Report in the past twelve months.

Disclaimer for non U.S. Investors

The information contained in this note is of a general nature and is not intended to address the circumstances of any particular individual or entity. Although we endeavor to provide accurate and timely information, there can be no guarantee that such information is accurate as of the date it is received or that it will continue to be accurate in the future. No one should act on such information without appropriate professional advice after a thorough examination of the particular situation.

Disclosures for U.S. Investors

The research analyst did not receive compensation from Welspun India Limited.

Elara Capital Inc.'s affiliate did not manage an offering for Welspun India Limited.

Elara Capital Inc.'s affiliate did not receive compensation from Welspun India Limited in the last 12 months.

Elara Capital Inc.'s affiliate does not expect to receive compensation from Welspun India Limited in the next 3 months.

Disclaimer for U.S. Investors

This material is based upon information that we consider to be reliable, but Elara Capital Inc. does not warrant its completeness, accuracy or adequacy and it should not be relied upon as such.

This material is not intended as an offer or solicitation for the purchase or sale of any security or other financial instrument. Securities, financial instruments or strategies mentioned herein may not be suitable for all investors. Any opinions expressed herein are given in good faith, are subject to change without notice, and are only correct as of the stated date of their issue. Prices, values or income from any securities or investments mentioned in this report may fall against the interests of the investor and the investor may get back less than the amount invested. Where an investment is described as being likely to yield income, please note that the amount of income that the investor will receive from such an investment may fluctuate. Where an investment or security is denominated in a different currency to the investor's currency of reference, changes in rates of exchange may have an adverse effect on the value, price or income of or from that investment to the investor. The information contained in this report does not constitute advice on the tax consequences of making any particular investment decision. This material does not take into account your particular investment objectives, financial situations or needs and is not intended as a recommendation of particular securities, financial instruments or strategies to you. Before acting on any recommendation in this material, you should consider whether it is suitable for your particular circumstances and, if necessary, seek professional advice.

Certain statements in this report, including any financial projections, may constitute "forward-looking statements." These "forward-looking statements" are not guarantees of future performance and are based on numerous current assumptions that are subject to significant uncertainties and contingencies. Actual future performance could differ materially from these "forward-looking statements" and financial information.

India Elara Securities (India) Pvt. Ltd. Indiabulls Finance Centre, Tower 3, 21st Floor, Senapati Bapat Marg, Elphinstone Road (West) Mumbai – 400 013, India Tel : +91 22 6164 8500	Europe Elara Capital Plc. 29 Marylebone Road, London NW1 5JX, United Kingdom Tel : +4420 7486 9733	USA Elara Securities Inc. 36W 44th Street, 803, New York, NY 10036, USA Tel :+1-212-430-5870	Asia / Pacific Elara Capital (Singapore) Pte.Ltd. 30 Raffles Place #20-03, Chevron House Singapore 048622 Tel : +65 6536 6267
--	--	--	---

Harendra Kumar	Managing Director	harendra.kumar@elaracapital.com	+91 22 6164 8571
----------------	-------------------	---------------------------------	------------------

Sales			
Deepak Sawhney	India	deepak.sawhney@elaracapital.com	+91 22 6164 8549
Kalpesh Parekh	India	kalpesh.parekh@elaracapital.com	+91 22 6164 8513
Nishit Master	India	nishit.master@elaracapital.com	+91 22 6164 8521
Prashin Lalvani	India	prashin.lalvani@elaracapital.com	+91 22 6164 8544
Sushil Bhojwani	India	sushil.bhojwani@elaracapital.com	+91 22 6164 8512
Parin Vora	North America	parin.vora@elaracapital.com	+91 22 6164 8558

Sales Trading & Dealing			
Manan Joshi	India	manan.joshi@elaracapital.com	+91 22 6164 8555
Manoj Murarka	India	manoj.murarka@elaracapital.com	+91 22 6164 8551
Sanjay Joshi	India	sanjay.joshi@elaracapital.com	+91 22 6164 8554
Vishal Thakkar	India	vishal.thakkar@elaracapital.com	+91 22 6164 8552

Research				
Aarthisundari Jayakumar	Analyst	Pharmaceuticals	aarthisundari.jayakumar@elaracapital.com	+91 22 6164 8510
Aashish Urganlawar	Analyst	FMCG, Media	aashish.urganlawar@elaracapital.com	+91 22 6164 8546
Abhishek Karande	Analyst	Technical & Alternate Strategy	abhishek.karande@elaracapital.com	+91 22 6164 8562
Adhidev Chattopadhyay	Analyst	Infrastructure, Real Estate	adhidev.chattopadhyay@elaracapital.com	+91 22 6164 8526
Aliasgar Shakir	Analyst	Mid caps, Telecom	aliasgar.shakir@elaracapital.com	+91 22 6164 8516
Ashish Kejriwal	Analyst	Metals & Mining, Railways	ashish.kejriwal@elaracapital.com	+91 22 6164 8505
Ashish Kumar	Economist		ashish.kumar@elaracapital.com	+91 22 6164 8536
Deepak Agrawala	Analyst	Power, Capital Goods	deepak.agrawala@elaracapital.com	+91 22 6164 8523
Jay Kale, CFA	Analyst	Auto & Auto Ancillaries	jay.kale@elaracapital.com	+91 22 6164 8507
Rakesh Kumar	Analyst	Banking & Financials	rakesh.kumar@elaracapital.com	+91 22 6164 8559
Ravi Menon	Analyst	IT Services	ravi.menon@elaracapital.com	+91 22 6164 8502
Ravi Sodah	Analyst	Cement	ravi.sodah@elaracapital.com	+91 22 6164 8517
Sumant Kumar	Analyst	Agri, Travel & Hospitality, Paper	sumant.kumar@elaracapital.com	+91 22 6164 8503
Swarnendu Bhushan	Analyst	Oil and gas	swarnendu.bhushan@elaracapital.com	+91 22 6164 8504
Bhawana Chhabra	Sr. Associate	Strategy	bhawana.chhabra@elaracapital.com	+91 22 6164 8511
Durgesh Poyekar	Sr. Associate	Oil and gas	durgesh.poyekar@elaracapital.com	+91 22 6164 8541
Manuj Oberoi	Sr. Associate	Banking & Financials	manuj.oberoi@elaracapital.com	+91 22 6164 8535
Harshit Kapadia	Associate	Power, Capital Goods	harshit.kapadia@elaracapital.com	+91 22 6164 8542
Priyanka Sheth	Editor		priyanka.sheth@elaracapital.com	+91 22 6164 8568
Gurunath Parab	Production		gurunath.parab@elaracapital.com	+91 22 6164 8515
Jinesh Bhansali	Production		jinesh.bhansali@elaracapital.com	+91 22 6164 8537

Access our reports on Bloomberg: Type **ESEC <GO>**

Also available on **Thomson & Reuters**

Elara Securities (India) Private Limited
 CIN: U74992MH2007PTC172297
 SEBI RA Regn. No.: INH00000933
 Member (BSE, NSE)

Regn Nos: CAPITAL MARKET SEBI REGN. NO.: BSE: INB 01 1289833, NSE: INB231289837 DERIVATIVES SEBI REGN. NO.: NSE: INF 231289837
 CLEARING CODE: M51449.

Website: www.elaracapital.com Investor Grievance Email ID: investor.grievances@elaracapital.com